
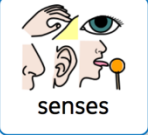
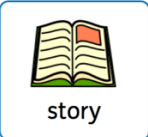






# How to write sensory Bible stories

Lynn McCann [www.includedbygrace.wordpress.com](http://www.includedbygrace.wordpress.com)

	<p>Places you can get pre-made stories:  <a href="https://openpraiseproject.com/downloads/">https://openpraiseproject.com/downloads/</a>  <a href="http://www.twinkl.co.uk/resources/bible-stories/2">http://www.twinkl.co.uk/resources/bible-stories/2</a> (subscription needed – about £44 per year - or speak to a teacher friend)</p>
 	<p>What is a sensory story?</p> <ul style="list-style-type: none"> <li>• A story broken down into approx. 5-10 key sentences.</li> <li>• One key sentence developed as the main teaching point. (What is this teaching us)</li> <li>• A sensory experience chosen for each key sentence.</li> <li>• The story delivered with time for all to participate in the sensory experiences.</li> </ul>
	<p>What are some benefits of sensory stories?</p> <ul style="list-style-type: none"> <li>• Pace is slower</li> <li>• Effective communication</li> <li>• Engagement</li> <li>• Awe and Wonder</li> <li>• Spiritual truths communicated simply Inclusive</li> <li>• Encourages reflection</li> </ul>
	<p>Sensory experiences can include:</p> <ul style="list-style-type: none"> <li>• Touch, taste, sound, smell, sight</li> <li>• Movement and whole body experiences.</li> <li>• Household items, bought items, toys, mixtures you've made.</li> <li>• Songs, Lego, repetitive actions, large equipment</li> <li>• repetitive phrases, actions to key words.</li> </ul>
	<p>Should take into account:</p> <ul style="list-style-type: none"> <li>• Sensory sensitivities,</li> <li>• Safety (eg. mouthing/PICA),</li> <li>• Respecting 'no thanks',</li> <li>• Time to process the sensory experience and the words (or symbols) to go with it.</li> <li>• Keep it simple and don't overwhelm with too much sensory stimulation at once.</li> </ul>
	<p>Sensory Ideas:</p> <ul style="list-style-type: none"> <li>• Pinterest</li> <li>• Prospects CDs for Bible truth songs</li> <li>• <a href="http://www.flamecreativekids.blogspot.co.uk">www.flamecreativekids.blogspot.co.uk</a></li> <li>• Messy Church – but remember, less is best!</li> </ul>



Story telling and sensory links:  
"Play through the Bible" by Alice Buckley  
[www.easyenglish.info](http://www.easyenglish.info)  
[www.freebibleimages.com](http://www.freebibleimages.com)  
Symbols: [www.widgit.com](http://www.widgit.com)  
<http://jo.element42.org/sensory-stories>

